



Phonics

Why synthetic phonics?

"Synthetic phonics offers the vast majority of young children the best and most direct route to becoming skilled readers and writers" Sir Jim Rose

Rose Review of Reading 2006



Why Read Write Inc Phonics?

- Tried and tested over many years
- Systematic and structured
- Early success in reading
- Training and ongoing staff development

What is Read Write Inc Phonics?

- A rapid ***Learn to read*** programme
so children can...
- ***Read to learn*** for the rest of their lives

Who is it for?

- 4 year olds plus
- Older children who need to 'catch-up'
- Children new to English

How does it work?

Children:

- Learn 44 sounds and matching letters/letter groups
- Learn to blend sounds to read words
- Read lots of specially written books

This is **decoding**

How does it work?

Children:

- *Talk a lot* about what they have read to show they understand
- *Listen to and discuss* other ideas to deepen understanding

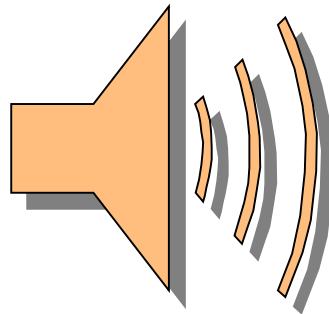
This is **comprehending**



Sounds

All words are made up of sounds

In English there are 44



Graphemes

A grapheme is a sound written down

English has more than 150 graphemes

A complex code!

Chart

- This chart shows the most usual graphemes for the 44 sounds

The complex English alphabetic code

Consonants: stretch

f	l	m	n	r	s	v	z	sh	th	ng
ff	ll	mm	nn	rr	ss	ve	zz	ti		nk
ph	le	mb	kn	wr	se		s	ci		
					c					
					ce					

Consonants: bounce

b	c	d	g	h	j	p	qu	t	w	x	y	ch
bb	k	dd	gg		g	pp		tt	wh			tch
	ck				ge							
	ch											

Vowels

a	e	i	o	u	ay	ee	igh	ow
	ea				ā-e	y	ī-e	ō-e
					ai	ea	ie	oa
						e	i	o

oo	oo	ar	or	air	ir	ou	oy	ire	ear	ure
ū-e			oor	are	ur	ow	oi			
ue			ore		er					
ew			aw							
			au							

Learning the code

Children learn a simple code first

Simple Speed Sounds chart

Consonants: stretchy

f	l	m	n	r	s	v	z	sh	th	ng
										nk

Consonants: bouncy

b	c	d	g	h	j	p	qu	t	w	x	y	ch
	k											

Vowels: bouncy

a	e	i	o	u	ay	ee	igh	ow
---	---	---	---	---	----	----	-----	----

Vowels: stretchy

Vowels: stretchy

oo	oo	ar	or	air	ir	ou	oy
----	----	----	----	-----	----	----	----

If English had a simple code spelling
and reading would be much easier!!

play mayk trayn cafay strayt wayt brayk

green dreem kee hee happee

light kight fligh Igh igh tigh

blow smowk flowt gow mowst

moon broot bloo groo

Consonants: stretchy

f	l	m	n	r	s	v	z	sh	th	ng
										nk

Consonants: bouncy

b	c	d	g	h	j	p	qu	t	w	x	y	ch
	k											

Vowels: bouncy

a	e	i	o	u	ay	ee	igh	ow
---	---	---	---	---	----	----	-----	----

Vowels: stretchy

Vowels: stretchy

oo	oo	ar	or	air	ir	ou	oy
----	----	----	----	-----	----	----	----

- c-a-t
- ch-a-t
- l-igh-t
- c-r-a-sh

How can you help your child?

By...

- Saying the 44 English sounds in a pure way
- Knowing the letters and groups of letters (*graphemes*) used to read and write the sounds
- Understanding 'Fred' and how he helps with reading and spelling

Consonants: stretchy

f	l	m	n	r	s	v	z	sh	th	ng
										nk

Consonants: bouncy

b	c	d	g	h	j	p	qu	t	w	x	y	ch
	k											

Vowels: bouncy

a	e	i	o	u	ay	ee	igh	ow
---	---	---	---	---	----	----	-----	----

Vowels: stretchy

oo	oo	ar	or	air	ir	ou	oy
----	----	----	----	-----	----	----	----

Set 1 sounds

Set 2 sounds

f	l	m	n	r	s	v	z	sh	th	ng nk
ff ph	ll le	mm mb	nn kn	rr wr	ss se c ce	ve	zz s	ti ci		

b	c k	d	g	h	j	p	qu	t	w	x	y	ch
bb	ck ch	dd	gg		g ge dge	pp		tt	wh			tch

a	e	i	o	u	ay	ee	igh	ow
	ea				a_e ai	y ea e	i_e ie i	o_e oa o

oo	oo	ar	or	air	ir	ou	oy	ire	ear	ure
u_e ue ew			oor ore aw au	are	ur er	ow	oi			

Fred...



-
- Fred helps children learn to read

Fred can *only* talk in sounds...

(Fred can only say *c_a_t*, he can't say **cat**)

We call this *Fred Talk*

Fred...



- If children understand Fred they can *blend* orally

Blending is needed for reading

Fred...



- Fred helps children learn to spell as well!

Children convert words into sounds

They press the sounds they hear on to their fingers...

We call this *Fred Fingers*



Storybooks and Get Writing Books




So how can you help your child?

- By knowing the 44 pure sounds

Simple Speed Sounds

Consonant sounds - strictly												
f	l	m	n	r	s	v	z	sh	th	ng	nk	
Consonant sounds - strictly												
b	c	d	g	h	j	p	qu	t	w	x	y	ch
k												
Vowel sounds - strictly						Vowel sounds - strictly						
a	e	i	o	u	ay	ee	igh	ow				
Vowel sounds - strictly												
oo	oe	ar	or	air	ir	ou	oy					

- By using the Speed Sound cards with your child



- By knowing how to blend using Fred Talk for reading



m_a_t

- By knowing how to do Fred Fingers for spelling



And...

- By having fun with Fred Talk at home!

"What a tidy r-oo-m!"

"Where's your c-oa-t?"

"Time for b-e-d!"

back, head, tum, leg, hand, foot, knee

coat, hat, scarf, zip, sock, glove

run, walk, skip, hop, fast, slow, stop, shop

red, blue, green, black,

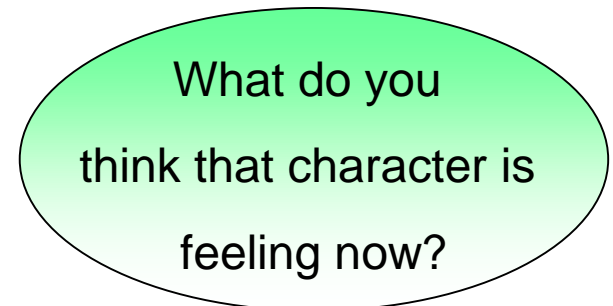
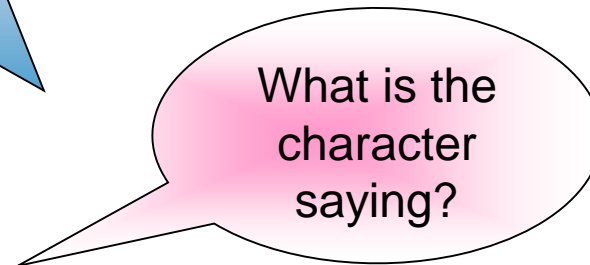
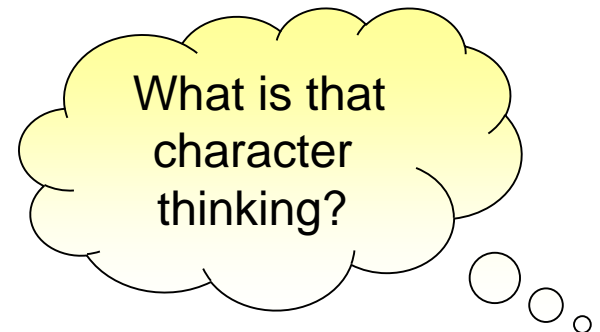
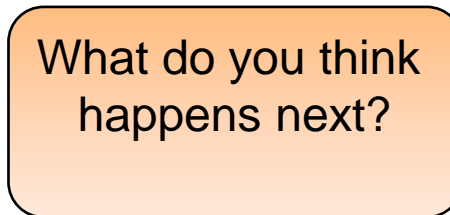
knife, fork, spoon, plate, bowl, pan

bread, cheese, meat, soup, jam, cake

And...

- By **reading** to your child lots of lovely stories and asking lots of questions!

Use these prompts to help you:



And...

- By **talking** to your child as much as possible and 'feeding' them new and different words:

"Let's **eat** our lunch now."

"Let's **munch** our lunch now."

"Let's **scoff** our lunch now."

"Let's **devour** our lunch now!"

You're looking ...not just...but...

I'm not just... I'm....!

And...

- By enriching conversations through description:

"Look at that rain. It looks like little diamonds sparkling on the window pane!"

- By having fun with words and language.

"I'm as hot as a spud in a cooking pot!"

- By praising your child for using new words or interesting images

And...

- By having a look at the parents' pages on the web for tips and resources for supporting your child at home:

www.ruthmiskinliteracy.com

or

www.oup.com

(RWI resources are published by Oxford University Press)



Thank you...



Happy reading!