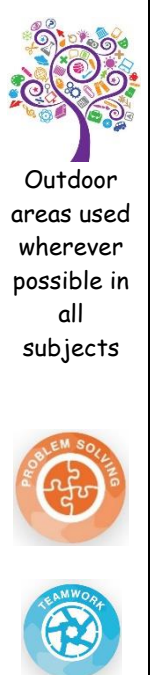








Date	Outdoor Learning / Cultural Capital	Love to Read	English	Grammar	Guided reading texts	Maths	Science	Geography	History	Design & Technology	Art and Design	Computing	RE	Music	PSHE (Jigsaw)	P.E.	Spanish
Week 1	 <p>Outdoor areas used wherever possible in all subjects</p>	<p>Children will read age appropriate texts daily, for pleasure</p>	Plays and dialogue	<b>Grammar:</b> <u>Hansel and Gretel</u> Year 3: Introduce the idea of tense in verbs. Use pronouns for cohesion and to avoid repetition and ambiguity. Extend the range of sentences with more than one clause by using a wider range of conjunctions, including when, if, because, although. Use fronted adverbials. Year 4: Use powerful verbs and adjectives. Use and punctuate direct speech. Use apostrophes in possessives. Using commas after fronted adverbials. Using conjunctions, adverbs and prepositions to express time and	<b>Text:</b> Hansel and Gretel <b>Reading:</b> Year 3: To apply their growing knowledge of root words, prefixes and suffixes both to read aloud and to understand the meaning of new words. To use appropriate terminology when discussing texts (plot, character, setting). To increase their familiarity with fairy tales, retelling some of these orally. To check that the text makes sense to them, discussing their understanding and explaining the meaning of words in context. To discuss authors' choice of words and phrases for effect. Year 4: To read further exception words To identify themes and conventions in a wide range of books.	<b>Years 3</b> Fraction A <b>Year 4</b> Length and perimeter	<b>Lesson 1</b> What are the different parts of a plant? What do different parts of a plant do?	<b>Lesson 1</b> To explain why settlements develop in certain locations.	<b>Lesson 1</b> Identifying the settlement of different people in Britain	<b>Lesson 1</b> To explore and compare historical textiles to those we use today.	<b>Lesson 1</b> To introduce artists Alice Rae and Hannah Kettle.	<b>Lesson 1</b> Yes or no questions	<b>Lesson 1</b> To know what a Pilgrimage is.	 <b>Year 3 + 4</b> <b>Lesson 1</b> Step 1 Blackbird	 <b>Year 3</b> <b>Lesson 1</b> Family Roles and Responsibilities <b>Year 4</b> <b>Lesson 1</b> Jealousy	 <b>Athletics:</b> To use the correct running technique to react quickly over short distances <b>Net/Wall:</b> <b>Tennis</b> To move with balance and control when catching a ball	<b>Year 3</b> <b>Lesson 1</b> Months of the Year <b>Year 4</b> <b>Lesson 1</b> Farm Animals
Week 2			Children will compose and rehearse sentences orally. They will be taking a section of the story and look at the structure of a play			<b>Years 3</b> Fraction A <b>Year 4</b> Fractions	<b>Lesson 2</b> What do plants need to survive?	<b>Lesson 2</b> To explain why settlements develop in certain locations.	<b>Lesson 2</b> To identify the key features of Anglo-Saxon and Scot chronology	<b>Lesson 2</b> To investigate materials, their properties and their uses.	<b>Lesson 2</b> To develop mark making and to find marks made by artists.	<b>Lesson 2</b> Making groups	<b>Lesson 2</b> To understand that Jerusalem is an important place for pilgrimage for Jews.	<b>Year 3 + 4</b> <b>Lesson 2</b> Step 2 Blackbird	<b>Year 3</b> <b>Lesson 2</b> Friendship <b>Year 4</b> <b>Lesson 2</b> Love and Loss	<b>Athletics:</b> To throw a javelin using the correct technique <b>Net/Wall:</b> <b>Tennis</b> To control and hit a ball with my racket	<b>Year 3</b> <b>Lesson 2</b> Months of the Year <b>Year 4</b> <b>Lesson 2</b> Farm Animals
Week 3			In groups, children will perform their plays, encouraging them to assess the effectiveness of their own and others' writing.			<b>Years 3</b> Fraction A <b>Year 4</b> Fractions	<b>Lesson 3</b> How is water transported in flowering plants?	<b>Lesson 3</b> To think about how lands are used in settlements.	<b>Lesson 3</b> To identify the major Anglo-Saxon and Scot achievements	<b>Lesson 3</b> To explore different joining methods.	<b>Lesson 3</b> To find your focus canvas.	<b>Lesson 3</b> Creating a branching database	<b>Lesson 3</b> To understand that Jerusalem is an important place for pilgrimage for Christians.	<b>Year 3 + 4</b> <b>Lesson 3</b> Step 3 Blackbird	<b>Year 3</b> <b>Lesson 3</b> Keeping Myself Safe Online <b>Year 4</b> <b>Lesson 3</b> Memories Puzzle outcome: Memory Box	<b>Athletics:</b> To perform a triple jump using the correct technique <b>Net/Wall:</b> <b>Tennis</b> To hit a ball using a forehand with some control	<b>Year 3</b> <b>Lesson 3</b> The Four Seasons <b>Year 4</b> <b>Lesson 3</b> Classroom objects
Week 4						<b>Years 3</b> Measurement: Mass & Capacity <b>Year 4</b> Fractions	<b>Lesson 4</b> Why is a flower made up of different parts?	<b>Lesson 4</b> To use maps to identify links between settlements.	<b>Lesson 4</b> To identify the continuities and changes between	<b>Lesson 4</b> To select materials for a purpose.	<b>Lesson 4</b> To find your focus: stitch	<b>Lesson 4</b> Structuring a branching database	<b>Lesson 4</b> To understand that Jerusalem is an	<b>Year 3 + 4</b> <b>Lesson 4</b> Step 4 Blackbird	<b>Year 3</b> <b>Lesson 4</b> Being a Global Citizen 1	<b>Athletics:</b> To take off and land over hurdles with speed and control	<b>Year 3</b> <b>Lesson 4</b> The Four Seasons

Date	Outdoor Learning / Cultural Capital	Love to Read	English	Grammar	Guided reading texts	Maths	Science	Geography	History	Design & Technology	Art and Design	Computing	RE	Music 	PSHE (Jigsaw) 	P.E. 	Spanish
			<b>Text: The Wolf's Story- Writing composition:</b> They will collect information about the wolf or Little Red Riding Hood and use this to write a detailed character description, including details about how they look, what they are like, how they talk and background information about them.	<b>cause.</b>  <b>The Wolf's Story</b>  <b>Year 3 :</b> Use fronted adverbs. Use commas after fronted adverbials.  Extend the range of sentences with more than one clause by using a wider range of conjunctions, e.g. when, if, because, although	To refer to authorial style, overall themes and features  To identify main ideas drawn from more than one paragraph and summarise these.  <b>Text: The Wolf's Story</b>  Year 3: To ask and answer questions appropriately. To justify predictions using evidence from the text.				Roman and Anglo-Saxon society and housing				important place for pilgrimage for Muslims.		<b>Year 4 Lesson 4</b> Getting on and Falling Out	<b>Net/Wall: Tennis</b> To hit a ball using a backhand with some control	<b>Year 4 Lesson 4</b> Classroom objects
<b>Week 5</b>						<b>Years 3</b> Measurement: Mass & Capacity  <b>Year 4</b> Decimals	<b>Lesson 5</b> How do plants reproduce?	<b>Lesson 5</b> To use a map to identify settlements created by invaders.	<b>Lesson 5</b> To identify the significant impacts of Christianity in Anglo-Saxon England	<b>Lesson 5</b> To record my design ideas.  To make a proto-type of my product.  To create pattern templates for my product.	<b>Lesson 5</b> To find your focus: canvas and stitch.	<b>Lesson 5</b> Using a branching database	<b>Lesson 5</b> To interpret prior knowledge about pilgrimage to form own views.	<b>Year 3 + 4 Lesson 5</b> Step 5 Blackbird	<b>Year 3 Lesson 5</b> Being a Global Citizen 2  <b>Year 4 Lesson 5</b> Girlfriends and Boyfriends	<b>Athletics:</b> To push a variety of balls using the correct technique  <b>Net/Wall: Tennis</b> To hit a ball into/at a target	<b>Year 3 Lesson 5</b> What is the Date?  <b>Year 4 Lesson 5</b> In the classroom
<b>Week 6</b>				<b>Year 4:</b> Extend the range of sentences with more than one clause by using a wider range of conjunctions, including when, if, because, although.  Recognise and use fronted adverbials and use commas correctly.	To discuss authors' choice of words and phrases for effect.  Year 4: To retrieve, record and discuss information. To draw inferences from characters' feelings, thoughts and motives. To identify main ideas drawn from more than one paragraph and summarise these. Discuss vocabulary used to capture readers' interest and imagination.	<b>Years 3</b> Measurement: Mass & Capacity  <b>Year 4</b> Decimals	<b>Lesson 6</b> What are the different ways of seed dispersal?	<b>Lesson 6 Assessment</b> What makes an effective settlement?	<b>Lesson 6</b> Identifying sources of evidence and the correct forms of historical analysis - Sutton Hoo  Blank KO	<b>Lesson 6</b> To record my design ideas.  To make a proto-type of my product.  To create pattern templates for my product.	<b>Lesson 6</b> To reflect and discuss.	<b>Lesson 6</b> Presenting information		<b>Year 3 + 4 Lesson 6</b> Step 6 Blackbird	<b>Year 3 Lesson 6</b> Celebrating My Web of Relationships  <b>Year 4 Lesson 6</b> Celebrating My Relationship with People and Animals	<b>Athletics:</b> To perform a baton changeover in a team relay with good timing  <b>Net/Wall: Tennis</b> To rally when playing 1v1 with some control	<b>Year 3 Lesson 6</b> What is the Date?  <b>Year 4 Lesson 6</b> In the classroom

