






<u>Knowledge and Skills</u>	<u>Key Vocabulary</u>	
<p>Use pattern art vocabulary such as symmetrical, tessellated and repeated to discuss Roman mosaics, Use colour art vocabulary such as bright and tones to discuss mosaics.</p>	<p><u>Symmetrical</u> – When each half of the artwork is identical or very similar.</p> 	
<p><u>Know how to create a clay tile and use relief.</u></p> <ul style="list-style-type: none"> After creating the design roll the clay using a rolling pin to about 1cm thick. To use shapes and clay cutters to scrape away the clay to recreate the design onto the tile. 	<p><u>Tessellated</u> – A Tessellation is created when a shape is repeated, covering a shape without any gaps or overlaps.</p>	
<p>To actively participated and contributed to the making of a clay wall panel using observational drawings to create a design and also learnt how to create pattern. To learn how to work with clay, how to join, how to make and add sprigs and how to take impressions from textured objects.</p>	<p><u>Relief</u> – To scrape away clay to create a design which is raised.</p> 